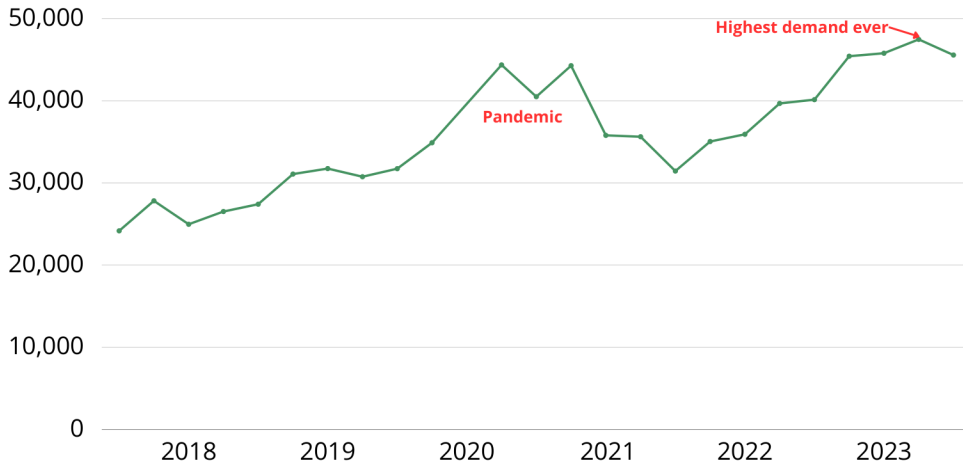




## SIGNIFICANT INCREASE IN NEED



Household Pantry Visits by Quarter

## CHILDREN ARE HUNGRY



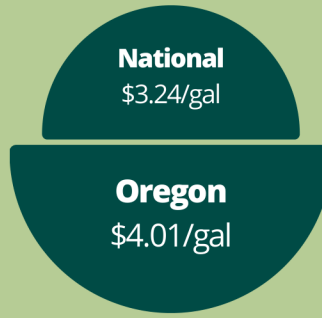
**1 in 8** Children in Marion and Polk Counties face hunger

## ECONOMIC PRESSURES ON HOUSEHOLDS




### COST OF LIVING

Composite Cost of Living Index. 3rd quarter 2023.



### FUEL COSTS

Source: AAA (as of 12/1/2023)



### RENT INCREASES

Source: Oregon Office of Economic Analysis

# \$169



## MONTHLY SNAP REDUCTIONS

Estimated average reduction per household in SNAP Benefits due to the end of Pandemic Emergency Allotments.

Source: Center on Budget and Policy Priorities

# 11.4%



## COST OF FOOD INCREASE

11.4% increase in 2022. USDA predicts another 3-6% for 2023 and 2024.

Source: USDA, October 2023 Consumer Price Index Survey